

## What is Risk Radar?

- CGU's Risk Radar is a suite of online risk management tools.
- They are fast and easy to use – *you can get online anywhere, anytime.*
- Risk Radar is an additional benefit that comes from insuring with CGU.
- The Risk Radar suite was developed by CGU in response to customer feedback that compliance at the workplace was a critical issue.

## Why should I use Risk Radar?

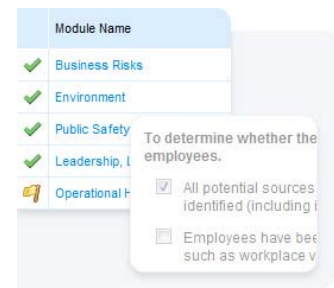
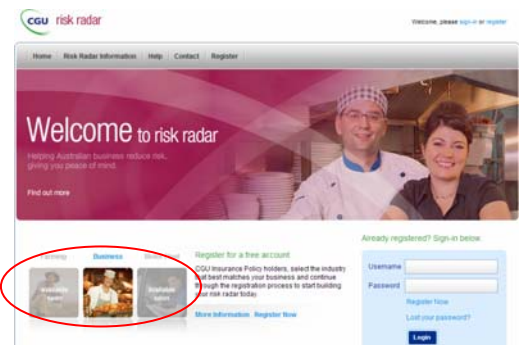
Risk Radar may help you:

- **Understand** and **manage** the risks in your business helping you take action to reduce potential threats.
- **Protect** your most important assets – *you, your people and your business.*
- **Gain confidence** that you are meeting your compliance requirements – *managing your business with fewer surprises.*
- **Adopt** environmentally sustainable practices

## How do I access and use Risk Radar?

### STEP 1 – GETTING STARTED

- Your Insurance Advisor may notify you that they have registered you and provide you with a user name and password or you can register directly at [www.cguriskradar.com.au](http://www.cguriskradar.com.au)
- Once you have your log on details, you log directly into the tool and click on that radar that applies to you.
- All the risks are grouped into modules, you can start from the top or select the module you want to do first and go through the questions. You can come and go as you please, your risk radar will remember where you have left off.

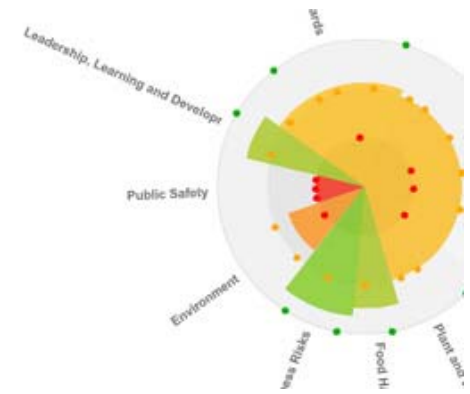


## STEP 2 – ASSESSMENT PROCESS

- Once you have completed the questions you will be able to access a risk radar that provides a snapshot of your risks. You compliance at a glance – **red** is non conformance a danger zone; **orange** is partial conformance means you are almost there and **green** is full conformance, you are on your way.
- You can view, print and save these risk radars so you can track how your risks change over time.

## STEP 3 – PUTTING YOUR RISK RADAR TO WORK

- The most critical part of managing safety at your workplace / property is to address the areas that have been identified as risks, those that are orange or red.
- The action plans generated have resources to help you manage and improve your risks.



All employees must be provide

Put in a place register of hazard sheets (MSDS) and display saf

Enr  
cor

All

### Resources

- [Australian Safety and Compens](#)
- [CGU Safety and Risk Services](#)
- [Dupont - Traceability and Label](#)

### Details

Assigned To

Target Completed Date

## Further information

- For further questions on any of the Risk Radar tools visit [www.cgu.com.au/riskradar](http://www.cgu.com.au/riskradar).

## YOUR PRIVACY

CGU, as part of Insurance Australia Group, is committed to protecting your privacy. CGU will not share personal information you provide through a Risk Radar tool with third parties without your permission. CGU will also not use any personal information you provide through a Risk Radar tool as part of its insurance pricing or selection processes without your permission.

CGU is committed to reducing risk in the community and will share general information and trends identified through a Risk Radar tool with its customers and stakeholders. However, any published information will be high-level 'grouped' data and will not identify you in any way.

**Risk is Everyone's Business**